

# seventy5

CENTRAL

CENTRAL LIVING IN HAMPTON PARK

## EXTERIOR FINISHES



APPLIED FINISH - 01  
External Walls



APPLIED FINISH - 02  
External Walls



APPLIED FINISH - 03  
External Walls



CONCRETE FINISH  
Garage Floors, Driveways,  
External Paved Areas & Porches




PAVING  
Pavers on Slab, Terraces & Courtyards



SELFLOK WEATHERBOARD - 01  
External Walls




SELFLOK WEATHERBOARD - 02  
External Walls




SELFLOK WEATHERBOARD - 03  
External Walls



SELFLOK WEATHERBOARD - 04  
External Walls



SELFLOK WEATHERBOARD - 05  
External Walls




PAINT FINISH - 01 | 02  
External Front Doors, Garage Doors & Letter Boxes



DOUBLE GLAZING - 01 | 02  
External Windows



METAL FINISH - 01 | 02  
External Fences, Framing, Flashings &  
Window Frames



ROOF FINISH  
Roof

The information are intended as a guide only and may not accurately represent the actual dimensions and are subject to change without notice. In addition, locations of utilities may vary during construction and fittings and fixtures on these plans are for illustrative purposes only. Loose furniture and planters are not included. Extent of floor finishes may vary. External space and landscaping indicative only. Refer to contract elevations and plans for further clarification. Refer to town planning drawings for details and locations of screens and other town planning requirements. Whilst ever endeavour will be made to ensure the specifications noted in this document are supplied and installed, the Purchaser accepts that these items are subject to availability and change without notice as per the Contract. Any variation to the specification will be substituted with an equivalent brand/model/ functionality as to what is stated to the total discretion of the Vendor.



## FINISHES - LIGHT SCHEME



LAMINATE FLOORING

Kitchen, Dining & Lounge




LAMINATE

Joinery



CARPET

Bedroom



BENCHTOP

Kitchen



TILE - FLOOR & WALL

Bathroom



TILE

Bathroom Wall Feature & Kitchen Splashback



TINTED MIRROR

Kitchen Splashback  
(Upgrade)

## FINISHES - DARK SCHEME




LAMINATE FLOORING

Kitchen, Dining & Lounge



LAMINATE

Joinery



CARPET

Bedroom



BENCHTOP

Kitchen



TILE - FLOOR & WALL

Bathroom



TILE

Bathroom Wall Feature & Kitchen Splashback



TINTED MIRROR

Kitchen Splashback  
(Upgrade)

## FIXTURES AND FITTINGS



**COOKTOP**  
Bosch  
(60cm Gas Cooktop)



**OVEN**  
Bosch  
(60cm Built in Multifunction Electric Oven)



**DISHWASHER**  
Bosch  
(Freestanding Dishwasher)



**RANGEHOOD**  
Bosch  
(Concealed Rangehood)



**FEATURE LIGHT**  
(Black Aluminium)



**KITCHEN SINK**  
Kitchen  
(Polished Stainless Steel)



**MIXER TAP**  
Kitchen  
(Chrome)



**MIXER TAP**  
Bathroom & Powder Room  
(Chrome)



**ROBE HOOK**  
Bathroom & Powder Room  
(Chrome)



**TOILET ROLL HOLDER**  
Bathroom & Powder Room  
(Chrome)



**DOOR HANDLE**  
General Throughout  
(Chrome)



**DOOR LOCK**  
Bathroom & Ensuite  
(Chrome)



**DOOR HANDLE - SLIDING**  
General All Internal Sliding Door  
(Satin Chrome)



**POWER POINT**  
(White)



**POWER POINT**  
Kitchen Splashback  
(Black)



**WALL FACED TOILET SUITE**  
Bathroom & Powder Room  
(White)



**HAND TOWEL RAIL**  
Bathroom & Powder Room  
(Chrome)



**SHOWER MIX**  
Bathroom Shower  
(Chrome)



**SHOWER SHELF**  
Bathroom Shower  
(Chrome)



**BATH TOWEL RAIL**  
Bathroom  
(Chrome)



**RECESSED DOWNLIGHT**  
(White)



**LED LIGHTING STRIP**  
Kitchen  
(Anodised Aluminium)



**REVERSE CYCLE AIR-CONDITIONING**  
Livingroom & Master Bedroom  
(Split System Reverse Cycle Heating and Cooling)

### ADDITIONAL REVERSE CYCLE AIR-CONDITIONING

2.5 kW Wall Mounted Split System Reverse Cycle Heating and Cooling with Remote (Upgrade)

### STUDY NOOK WITH SHELF

Floating Shelves, Slimline Desks with Sleek Drawer, LED Strip Light and DGPO with USB Charger (Upgrade)

## FIXTURES AND FITTINGS



**KITCHEN SINK**  
Kitchen  
(Polished Stainless Steel)



**MIXER TAP**  
Kitchen  
(Chrome)



**MIXER TAP**  
Bathroom & Powder Room  
(Chrome)



**ROBE HOOK**  
Bathroom & Powder Room  
(Chrome)



**TOILET ROLL HOLDER**  
Bathroom & Powder Room  
(Chrome)



**DOOR HANDLE**  
General Throughout  
(Chrome)



**DOOR LOCK**  
Bathroom & Ensuite  
(Chrome)



**DOOR HANDLE - SLIDING**  
General All Internal Sliding Door  
(Satin Chrome)



**POWER POINT**  
(White)



**POWER POINT**  
Kitchen Splashback  
(Black)



**WALL FACED TOILET SUITE**  
Bathroom & Powder Room  
(White)



**HAND TOWEL RAIL**  
Bathroom & Powder Room  
(Chrome)



**SHOWER MIX**  
Bathroom Shower  
(Chrome)



**SHOWER SHELF**  
Bathroom Shower  
(Chrome)



**BATH TOWEL RAIL**  
Bathroom  
(Chrome)



**RECESSED DOWNLIGHT**  
(White)



**LED LIGHTING STRIP**  
Kitchen  
(Anodised Aluminium)



**REVERSE CYCLE AIR-CONDITIONING**  
Livingroom & Master Bedroom  
(Split System Reverse Cycle Heating and Cooling)

### ADDITIONAL REVERSE CYCLE AIR-CONDITIONING

2.5 kW Wall Mounted Split System Reverse Cycle Heating and Cooling with Remote (Upgrade)

### STUDY NOOK WITH SHELF

Floating Shelves, Slimline Desks with Sleek Drawer, LED Strip Light and DGPO with USB Charger (Upgrade)



**BATH MIXER**  
Bathroom Bath  
(Chrome)



**BATHTUB**  
Bathroom Bath  
(1600mm Wide/1800mm Wide)



**BASIN UNDER MOUNT**  
Bathroom Vanities  
(Vitreous China)



**BASIN WALL HUNG**  
Powder Room  
(Vitreous China)



**LAUNDRY TUB**  
Laundry  
(Stainless Steel Trough and White Polymer Cabinet)

The information are intended as a guide only and may not accurately represent the actual dimensions and are subject to change without notice. In addition, locations of utilities may vary during construction and fittings and fixtures on these plans are for illustrative purposes only. Loose furniture and planters are not included. Extent of floor finishes may vary. External space and landscaping indicative only. Refer to contract elevations and plans for further clarification. Refer to town planning drawings for details and locations of screens and other town planning requirements. Whilst ever endeavour will be made to ensure the specifications noted in this document are supplied and installed, the Purchaser accepts that these items are subject to availability and change without notice as per the Contract. Any variation to the specification will be substituted with an equivalent brand/model/ functionality as to what is stated to the total discretion of the Vendor.

The information are intended as a guide only and may not accurately represent the actual dimensions and are subject to change without notice. In addition, locations of utilities may vary during construction and fittings and fixtures on these plans are for illustrative purposes only. Loose furniture and planters are not included. Extent of floor finishes may vary. External space and landscaping indicative only. Refer to contract elevations and plans for further clarification. Refer to town planning drawings for details and locations of screens and other town planning requirements. Whilst ever endeavour will be made to ensure the specifications noted in this document are supplied and installed, the Purchaser accepts that these items are subject to availability and change without notice as per the Contract. Any variation to the specification will be substituted with an equivalent brand/model/ functionality as to what is stated to the total discretion of the Vendor.